

How to borrow, download and return a Bolinda eBook using Adobe Digital Editions

- 1 [Go to the Riverina Regional Library website](#) and click on the eLibrary tab up the top or go directly to the [eLibrary Page](#)
- 2 Click on the eBooks picture and this will take you directly to [Bolinda eBooks](#) – log in with your member number and PIN/Password which is your date of birth expressed as DDMMYYYY
- 3 Search or browse to locate a title you would like to borrow
- 4 Click on “Borrow” and then confirm you wish to borrow the item
- 5 Click on the green button that says “Download for eReader (Adobe ePub)”

Read now!

You may download your eBook now. If you wish to continue browsing you can download later from your [My Account](#) page.

[Continue Browsing](#)



The Widow's House
by Carol Goodman



Read on Smartphones and Tablets

Already synced. The title will appear automatically in your list of current loans in the BorrowBox mobile app. Don't have the mobile app yet? Get it now from the [Apple App Store](#) or [Google Play Store](#).

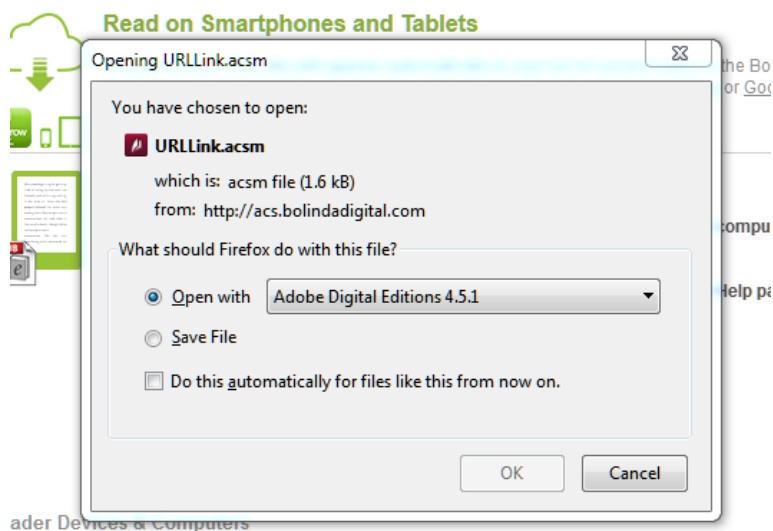


[Download for eReader \(Adobe ePub\)](#) (0.7MB)

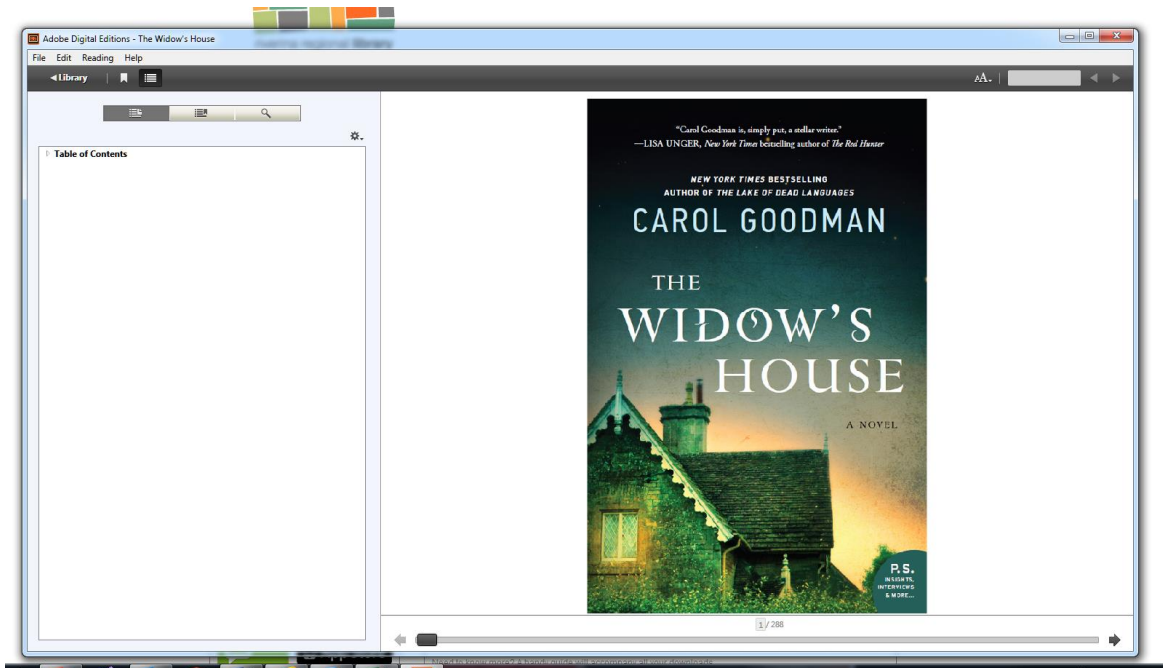
You will need the Adobe Digital Editions software to read this eBook on your computer or transfer it to your eReader device.

Don't have Adobe Digital Editions yet? [Download it now](#) or have a look at our [Help page](#) for further instructions.

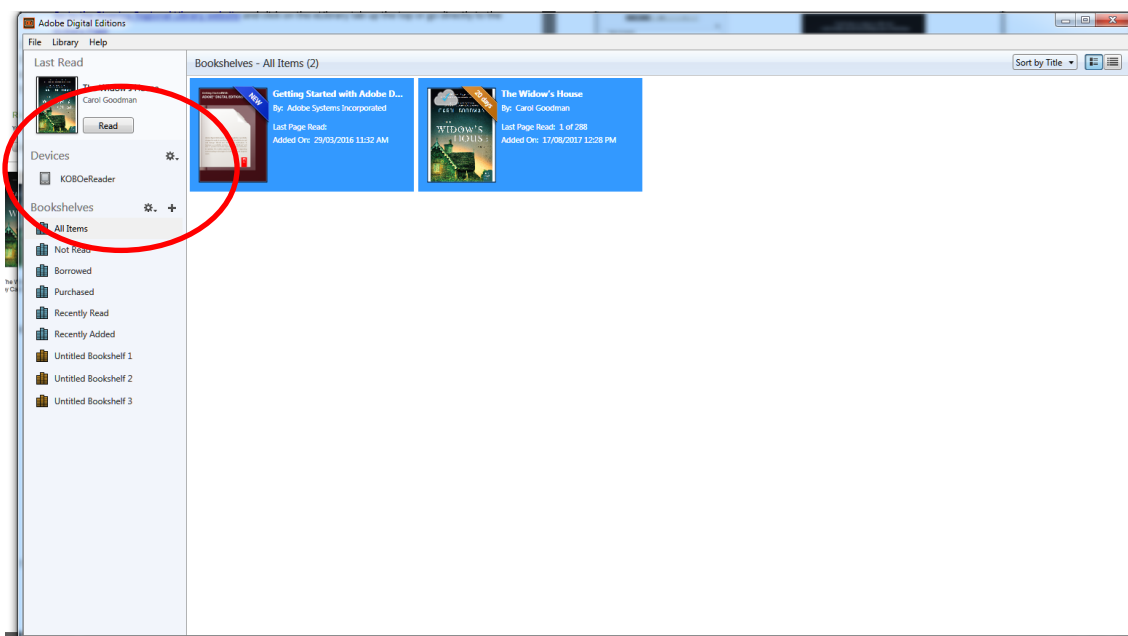
- 6 You will see the following box pop up – select “Open with” Adobe Digital Editions



- 7 The book will open automatically in ADE

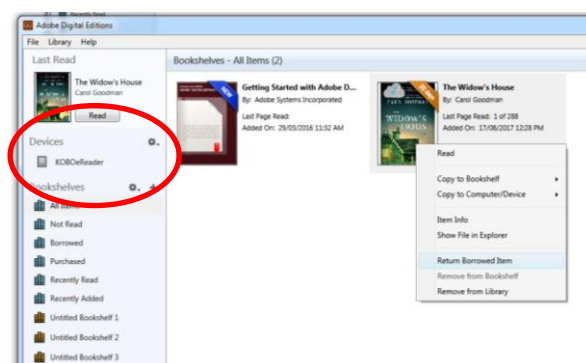


8 Plug your eReader eg Kobo into the PC – your device will show at the top of the screen.



9 Drop and drag the title to the eReader eg Kobo

10 To return an eBook: Right click on the title and select "Return borrowed item" and then right click again and select "Remove from library" if item does not disappear



Return borrowed eBook or eAudio in your Bolinda account

- 1 [Go to the Riverina Regional Library website](#) and click on the eLibrary tab up the top or go directly to the [eLibrary Page](#)
- 2 Click on the eBooks picture and this will take you directly to [Bolinda eBooks](#)
- 3 Log in to Bolinda using your member card and PIN/Password (DDMMYYYY)
- 4 Click on “My Account” to show your current and past loans and reserves



You are here: [Start](#) > [Account](#)

My Account

Member Details

Library Barcode/ID R051998
Email rrlwagga@gmail.com
Display Name

Newsletter & more ...

- ✓ I wish to subscribe to my library's free newsletter.
- ✓ I am happy to receive email updates from the BorrowBox team.

Active Loans/Reserves



Alli Sinclair
Beneath the Parisian Skies

Download

Expires in 20 days

Renew

Return

Loan History




Carol Goodman
The Widow's House

Loan Period: 17/08/17 - 17/08/17

Hawaya Noor

- 5 Click on “Return” on the book you wish to return – click on “Confirm Return” for the item to be returned to the library



Beneath the Parisian Skies
by Alli Sinclair

Confirm Return

Cancel

6 From your “My Account” you can renew a book if you haven’t quite finished or cancel a reservation you no longer require

	<p>Ali Sinclair <u>Beneath the Parisian Skies</u></p>	<input type="button" value="Download"/>
	<p>Expires in 20 days</p>	<input type="button" value="Renew"/>
		<input type="button" value="Return"/>
	<p>Reserved: Tess Evans <u>Book of Lost Threads</u></p>	
	<p>Available 26/10/17</p>	<input type="button" value="Cancel"/>

7 Bolinda have a [Help page](#) and a support help email address: support@bolindadigital.com

8 The library also have a [eLibrary Help Page](#) and [FAQs](#) for more general help. If you still require assistance please contact your [local library](#) or alternatively you can email rrl1@wagga.nsw.gov.au

