



INFORMATION SERVICES

**eBook Public Library Collection User Manual**

**2017**

# Downloading your EBSCO eBooks to read on any device.

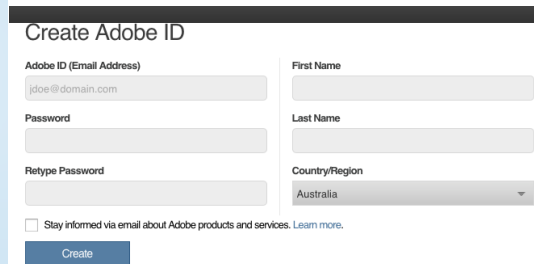
**STEP 1**

## Get your device ready!

Download the FREE **Bluefire Reader** from the App Store.



Create an **Adobe ID** and log into the Bluefire Reader.

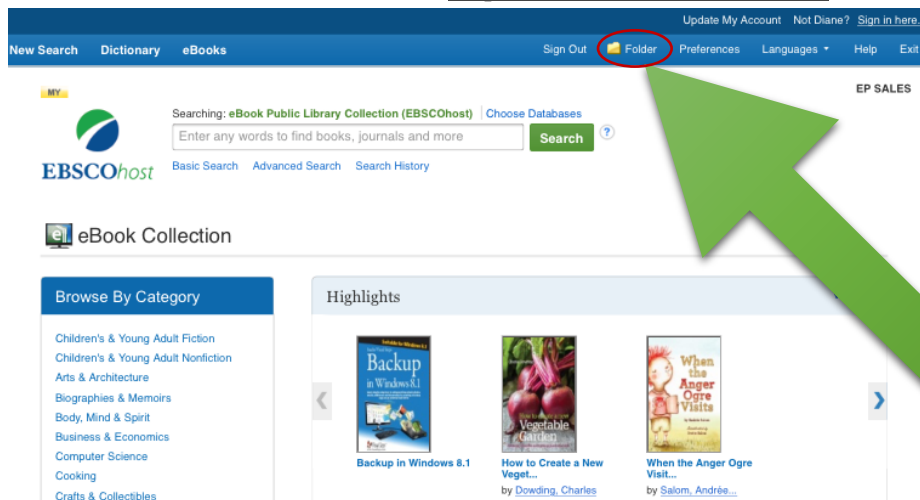


**STEP 2**

## Create your account!

Staying on your device, close the app. and open your web browser.

Go to the **eBook Public Library Collection** made available through your library's website and create a **My EBSCOhost folder**



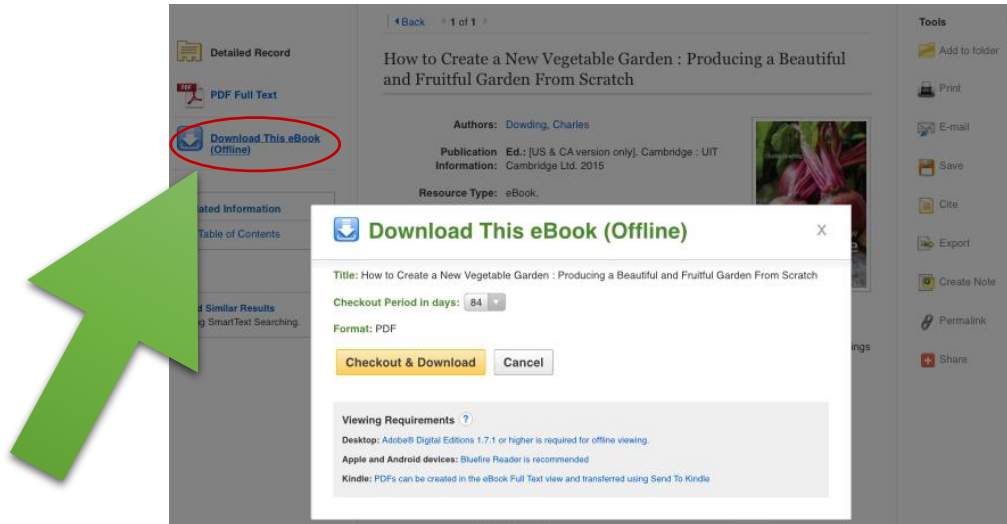
**STEP 3**

## Search and download your favourite eBooks!

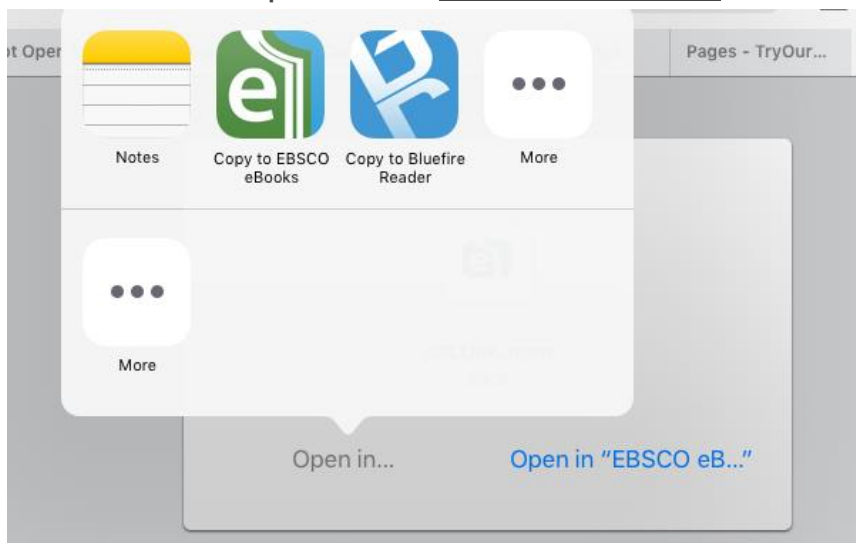
Search through the eBook Public Library collection to find a title that interests you.

Click into an eBook.

Then select "**Download This eBook Offline**" and simply **Checkout & Download**.



Expect a short pause...  
Then open in the **Bluefire Reader**



Watch your eBook download and enjoy reading!

